

Results on Behaviour and Usage

Curve Speed Warning
Fuel Efficiency Advisor

Christoph Kessler

Ford Research & Advanced Engineering

Karsten Heinig

Volvo Technology Corporation

Final Event

26-27 June 2012

Autoworld, Brussels



www.eurofot-ip.eu

eur
FOT

Bringing intelligent vehicles to the road

CSW FOT

Experiment with 30 drivers

CSW equipped test car

Mileage > 7000 km

19 GB CAN data

No route recommendation given

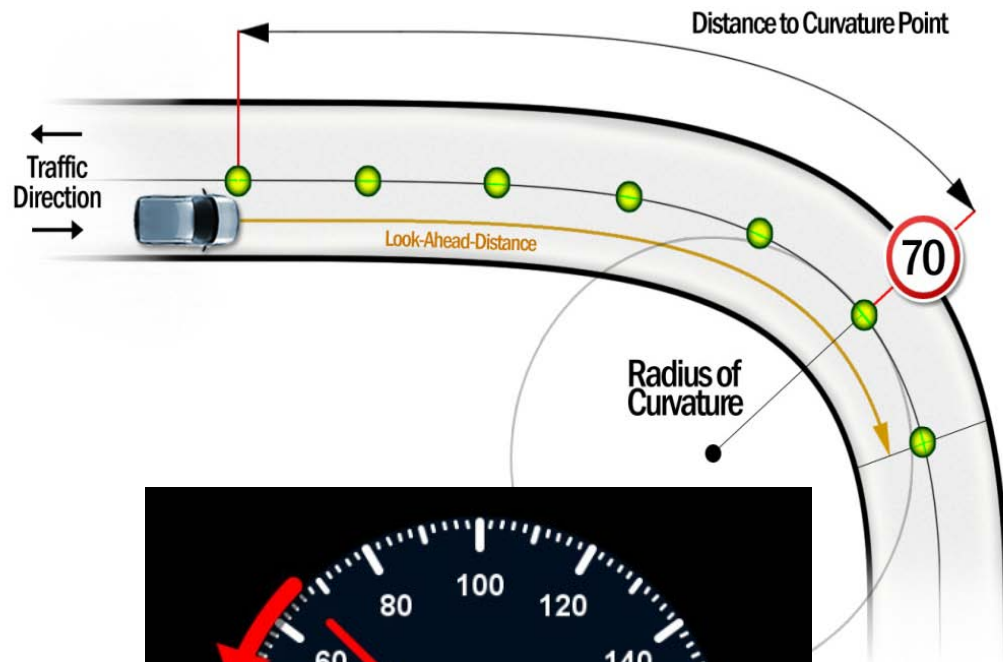
Curve Speed Warning

Low cost combination of existing technologies

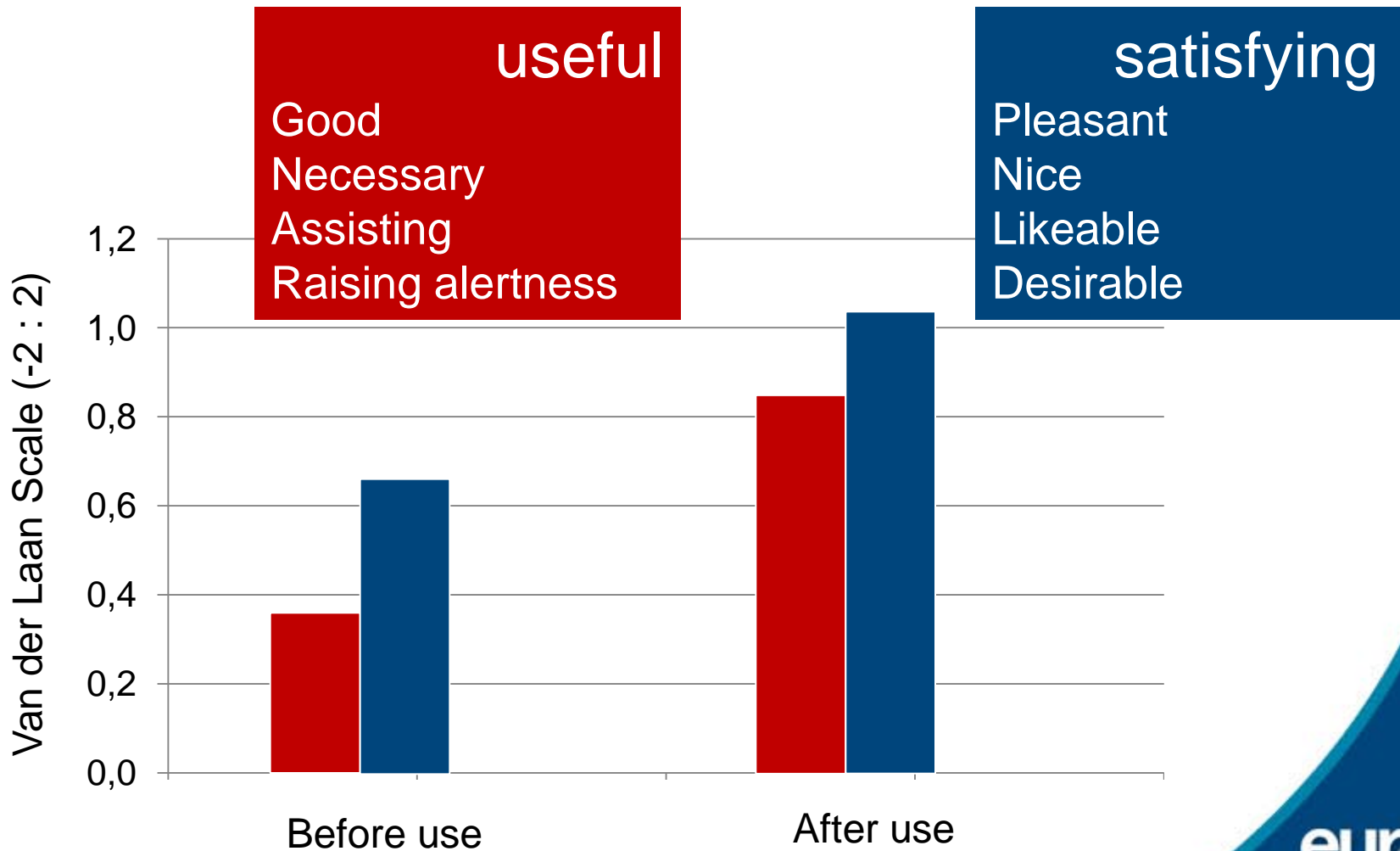
- ⊗ Digital map
- ⊗ Navigation software
- ⊗ Electronic Horizon
- ⊗ μ -Estimation

Benefits

- ⊗ Information for the driver
- ⊗ Direction of next curve
- ⊗ Distance to next curve
- ⊗ Limit velocity for next curve

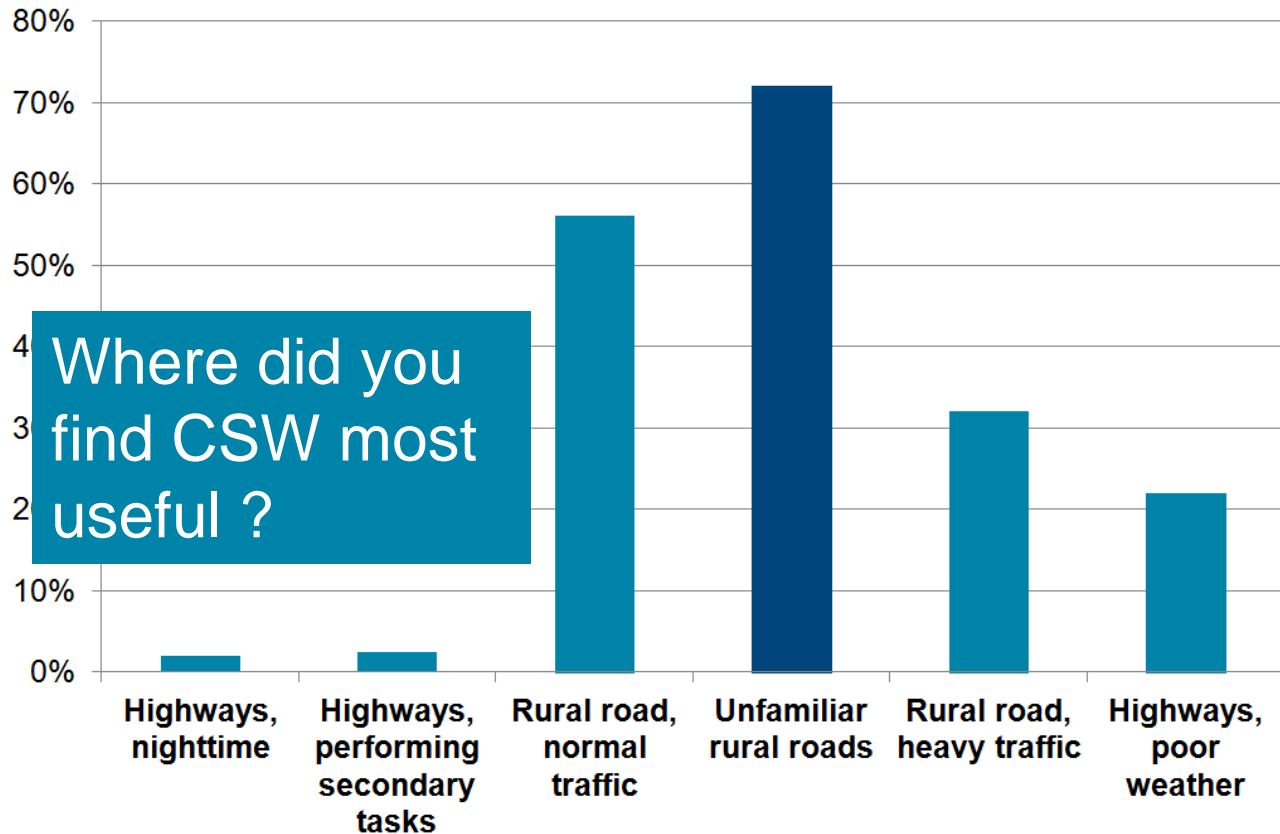


User acceptance



Usefulness

% of respondents

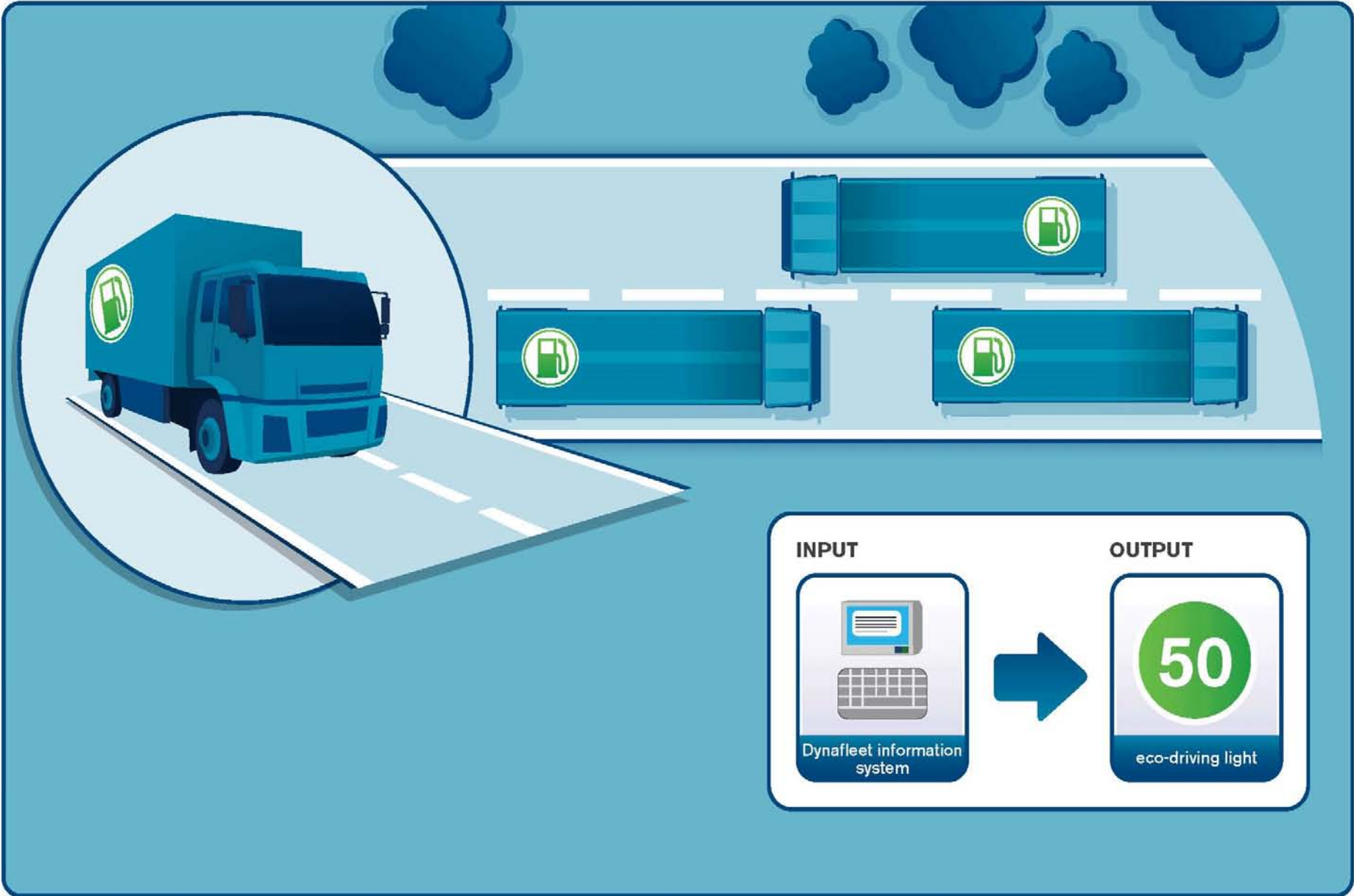


Driver response

- ♂ Encourages to drive more defensive
- ♂ Usage increases with time

FEA

FEA Fuel Efficiency Advisor



FEA FOT

Volvo FH12 tractor units equipped with FEA

50 commercial vehicles

Total mileage: 3.9 mio km

Data Collection via Volvos Fleet Management system at backoffice

25 vehicles baseline

25 vehicles treatment

Results

Consumption		Change		
L/100km		L/100km	%	L
Baseline	37,09			
Treatment	36,39	-0,7	-1,9%	-27,300

Saving per truck and year: 655 €



Conclusion

30 drivers with Mondeo test car

- ♂ CSW offers satisfaction and trust
- ♂ Mostly used on unfamiliar roads
- ♂ Feeling of safety increases while using CSW

50 trucks with FEA

- ♂ FEA results in a fuel saving of 1.9%

8 Functionalities, 28 Partners, 1000 Vehicles

1 Field Operational Test, 8 Functionalities

28 Partners, 1000 Vehicles, 1 Field Operational Test

8 Functionalities, 28 Partners, 1000 Vehicles

1 Field Operational Test, 8 Functionalities

28 Partners, 1000 Vehicles, 1 Field Operational Test

8 Functionalities, 28 Partners, 1000 Vehicles

1 Field Operational Test

